



Classroom language

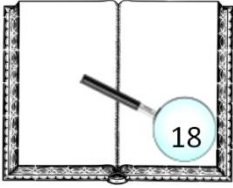
TASK 1 Match the sentences and the pictures. Use the useful phrases to talk about your answers:


- ✚ Sentence ... and picture ... **match** because there's a ... in the picture.
- ✚ I think that sentence ... and picture ... **go together**.


- A. Can I go to the bathroom, please?
- B. What's 'Katze' in English? – It's 'cat'.
- C. I don't understand this exercise. Can you explain it to me, please?
- D. What page are we on? – We're on page 18.
- E. Can I borrow your pen, please? – Of course. Here you go.
- F. Is this right / wrong? – Yes, it is. / No, it isn't. / I'm not sure.
- G. Can you help me, please? – Of course. What's the problem?
- H. Thank you! – No problem. You're welcome.
- I. Could you say that again, please?
- J. How do you spell „Wednesday“? – It's W-E-D-N-E-S-D-A-Y.
- K. Sorry, I don't have my homework.
- L. Can I close the window, please?


1. 


2. 


3. 


4. 


5. 

6. 


7. 

8. 

9. 

10. 

11. W-E-D-N-E-S-D-A-Y.

12. 

TASK 2 How do you say these things in English? Underline the expressions in the sentences above.

- a) Hier, bitteschön.
- b) Keine Ursache. Gern geschehen.
- b) Wie buchstabiert man ...?
- c) Wie sagt man ... auf Deutsch?
- d) Kann ich mir dein ... ausleihen?
- e) Ja, natürlich.

TASK 3 Now play the **classroom phrases memory** game with your group mates. Some useful phrases:

- ✚ Whose turn is it? – It's *your* / *my* / *Nick's* turn.
- ✚ Who's next?
- ✚ I've found a match! So now I can try again.

TASK 4 PARTNER A Now practice this classroom dialogue with a partner! Once you can do it without looking at the text, exchange roles! You begin.

YOU say this in English:	YOUR PARTNER says this (help him / her):
<i>Frage deine(n) Mitschüler(in) höflich, ob er/sie dir helfen kann.</i>	
	Yes, of course. What's the problem?
<i>Sage, dass du die Aufgabe nicht verstehst. Bitte deinen Partner, sie dir zu erklären.</i>	
	You must read the text and answer the questions.
<i>Du versuchst die Aufgabe zu lösen, aber du weißt ein Wort nicht. Frage deinen Partner, was „Fahrrad“ auf Englisch heißt.</i>	
	It's „bike“.
<i>Frage deinen Partner, wie man „bike“ buchstabiert.</i>	
	It's b – i – k – e.
<i>Du hast die Aufgabe gelöst. Frage deinen Partner, ob sie richtig ist.</i>	
	Yes, it's right. But one word is wrong.
<i>Frage, ob du den Radiergummi deines Partners ausleihen darfst.</i>	
	Yes, of course. Here you go.
<i>Bedanke dich für die Hilfe.</i>	
	No problem. You're welcome!

TASK 4 PARTNER B Now practice this classroom dialogue with a partner! Once you can do it without looking at the text, exchange roles! Your partner begins.

YOU say this <u>in English</u> :	YOUR PARTNER says this (help him / her):
	Can you help me, please?
<i>Sage, dass du natürlich helfen kannst. Frage, was das Problem ist.</i>	
	I don't understand the exercise. Can you explain it to me?
<i>Sage, dass er/sie den Text lesen und die Fragen beantworten muss.</i>	
	What's „Fahrrad“ in English?
<i>Sage, dass es „bike“ heißt.</i>	
	How do you spell „bike“?
<i>Buchstabiere das Wort „bike“.</i>	
	Is this right?
<i>Sage, dass es richtig ist, aber dass ein Wort falsch ist.</i>	
	Can I borrow your rubber, please?
<i>Sage „ja“ und „hier, bitte“.</i>	
	Thanks for your help.
<i>Sage „kein Problem“ und „gern geschehen“.</i>	

A Can I go to the bathroom, please?



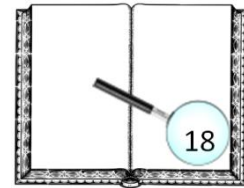
B What's 'Katze' in English? – It's 'cat'.




C I don't understand this exercise. Can you explain it to me, please?



D What page are we on? - We're on page 18.



E Can I borrow your pen, please?
- Of course. Here you go.



F Is this right?
– Yes, it is. /
– No, it isn't. /
– I'm not sure.




G Can you help me, please?



H Thank you! – You're welcome.




I Could you say that again, please?



J How do you spell „Wednesday“?

W-E-D-N-E-S-D-A-Y.

K Sorry, I don't have my homework.



L Can I close the window, please?



