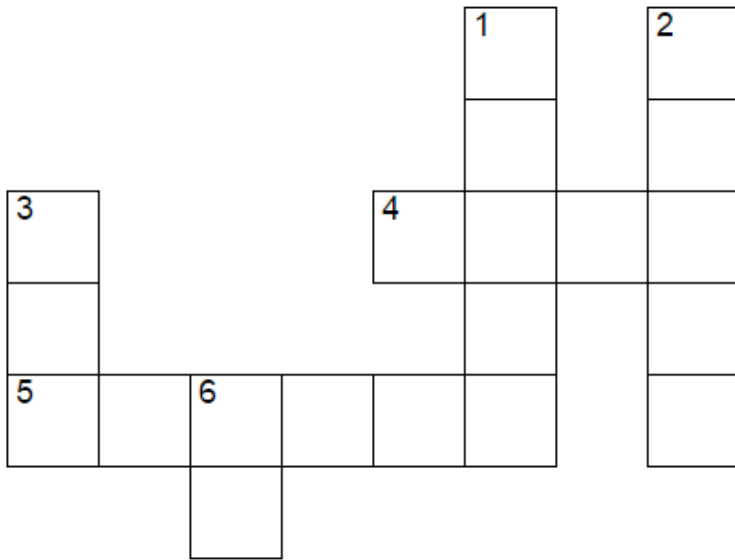


Activities 2 – Introducing Yourself & Basic Vocabulary

SPEAKING Introducing yourself. Vervollständige die Sätze mit den richtigen Ausdrücken!








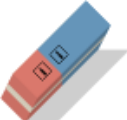

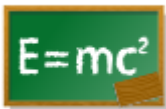

- 5 – Hello, ... your name?
- 4 – My ... is Jenny.
- 2 – ... are you from?
- 6 – I ... from London.
- 3 – ... old are you?
- 1 – I'm eleven ... old.



VOCABULARY 1 *Odd one out.* Finde das Wort, das nicht in die Reihe passt! Die richtige Auswahl ergibt ein Lösungswort: _____

- | | | | |
|--------------|-----------|-----------|-----------|
| a) E blue | W yellow | F pencil | A green |
| b) R dad | L sister | B grandpa | R teacher |
| c) G England | T Germany | I chair | D France |
| d) I I | E the | P she | B you |
| e) N brother | U pencil | O book | T board |
| f) S girl | T teacher | P man | D cat |
| g) S bag | A desk | Q table | H chair |

VOCABULARY 2 Was ist auf den Bildern dargestellt? Schreibe die Namen der Gegenstände auf die Striche. Aus den grau markierten Buchstaben ergibt sich ein Lösungswort.

<u>ch</u> air	_____	_____	_____	_____
				
_____	_____	_____	_____	solution word: C_____
				_____

Lösung:

SPEAKING

5 – Hello, **what's** your name?

4 – My **name** is Jenny.

2 – **Where** are you from?

6 – I **am** from London.

3 – **How** old are you?

1 – I'm eleven **years** old.

VOCABULARY 1 Lösungswort: FRIENDS

VOCABULARY 2 chair, letter, teacher, school bag, pencil case, rubber, book, board, number

Lösungswort: classroom